

Entering Banking Information into eGrants

Below are the step by step instructions for entering your banking information into your reviewer profile; this will allow you to receive your honorarium through direct deposit for being an external reviewer.

1. Log into eGrants.

5/21/2014, 11:42 AM, EDT

help

Corporation for NATIONAL & COMMUNITY SERVICE

eGRANTS

Your browser appears to be using popup blocking. This may interfere with site operation, in particular the help buttons. You may wish to add this site to an allow list, if your browser supports selective blocking, or turn off popup blocking.

LOGIN

User Name

Password

Remember me

[Forgot your password? Get help](#)


[Don't have an eGrants account? Create an account](#)

[View system rules of behavior](#)

The Corporation for National and Community Service actively monitors this system and software activity to maintain system security, availability, and to ensure appropriate and legitimate usage. Any individual who intentionally accesses a Federal computer or system without authorization, and who alters, damages, makes unauthorized modifications to, or destroys information in any Federal interest computer, or exceeds authorized access, is in violation of the Computer Fraud and Abuse Act of 1986 (Public Law 99-474). Any evidence of possible violations of proper use or applicable laws found as a result of this monitoring may be turned over to Corporation Management and law enforcement. Any individual found to be in violation of the system proper use rules or law could be punished with loss of system access, fines and imprisonment. By proceeding, you hereby acknowledge your agreement with these terms and the **system's rules of behavior** and consent to such monitoring and informational retrieval for law enforcement and other official purposes.

[Login to eGrants](#)

[Click here to disable the pictures](#)



2. Select "My Account".

5/21/2014, 11:33 AM, EDT

home **my account** help logout

Corporation for NATIONAL & COMMUNITY SERVICE

eGRANTS


SELECT A NOFA GROUP REVIEW PANEL TO EDIT

Welcome Sif

Current NOFA Group Review Panels

Social Innovation Fund 2014 (stg P1 pnl#1)	review individual
--	-----------------------------------

508 Approved | Contact Help Desk | disable the pictures
Release version: 5.9.2



3. Select "View All" under the Update my Profile section.

The screenshot displays the eGrants user interface. At the top, the date and time are shown as "5/21/2014, 11:35 AM, EDT". Navigation links for "home", "my account", "help", and "logout" are visible. The logo for the Corporation for National & Community Service is in the top left. The main header area features the "eGRANTS" logo and a photograph of a woman and a child reading a book together. Below the header, the user is welcomed as "Sif". The "MY ACCOUNT" section is divided into several panels. The "Update My Profile..." panel is highlighted, and the "View All" link is circled in red, with a red arrow pointing to it from the right. Other panels include "Update My Login Info...", "Update My Contact Info...", and "Update My Resume Info...".

5/21/2014, 11:35 AM, EDT

home my account help logout

Corporation for NATIONAL & COMMUNITY SERVICE

eGRANTS

Welcome Sif

MY ACCOUNT

Reviewer Info

Sif Test Account
Outside Reviewers
1201 New York Ave NW
Washington, DC 20005-3917
Status: Reviewer

Update My Login Info...

You can change the following information by clicking on the available links below:

- Change My Password
- Change My Password Q&A
- Change My Email Address
- View All

Update My Profile...

You can change the following information by clicking on the available links below:

- Special Accomodations
- View All**
- Edit My Dates of Availability
- Change My Primary User Role

Update My Contact Info...

You can change the following information by clicking on the available links below:

- Change My Address
- Change My Phone/Fax
- View All

Update My Resume Info...

You can change/view the following information by clicking on the available links below:

- Update My Education/Job History
- Update My Affiliations/Publications
- View/print a copy of My Reviewer Profile (PDF)

4. Under the “Edit your SSN and Banking Information” (bottom of page) you can enter your banking information.

Reviewer Info

Sif Test Account
Outside Reviewers
1201 New York Ave NW
Washington, DC 20005-3917
Status: Reviewer

Edit your personal profile

Please enter your personal profile information.

Prefix: ?

First Name: ?

Middle Name: ?

Last Name: ?

Suffix: ?

Gender: ?

Date of Birth: / / ?

Ethnicity Type: ?

Race Type: Please check all that apply ... ?

- American Indian/Alaskan
- Asian
- Black/African American
- Hawaii/Pacific Islander
- White (non-Hispanic)

Referred to egrants by: ?

Special Accommodations: (Max. 250 chars)

Edit your SSN and Banking Information [Privacy Act Notice](#)

SSN: - - ?

Bank Account Number:


Verify Bank Account Number:

Account Type: ?

Routing Number:

Verify Routing Number:

508 Approved | Contact Help Desk | disable the pictures
Release version: 5.9.2



If you choose to select a business bank account, the 1099 will still be sent to you next year, as the agreement is with you and not a business.